

# Battery Separators for Electric Vehicles



PIABEVA5EN

## CASE STUDY

### Background

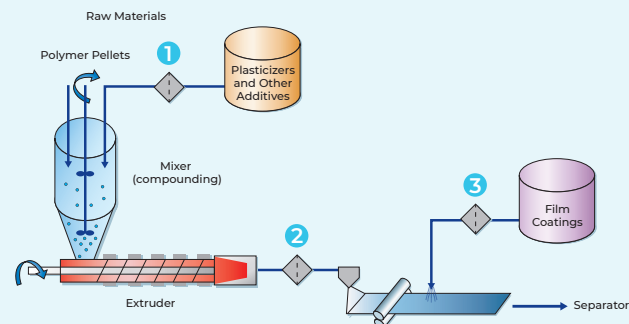
Lithium-ion rechargeable batteries have experienced a rapid growth in electric vehicle utilizations, due to their high energy and power density. The continuous market demand for more autonomy and flexibility of the EV batteries encourage manufacturers to keep developing new designs and innovative materials. Separators are thin permeable polymeric membranes that sit between the anode and cathode of a lithium-ion battery to prevent them from coming into contact – a potential fire hazard.

In recent years separators have benefitted from a number of innovations that improve their structures and properties, directly impacting battery performance in areas such as energy and power densities, cycle life, and safety.

Separators are also becoming thinner, making production processes and QA controls more and more challenging for chemical companies. In addition, polymeric films must not contain any microscopic metal particles because contact with other parts of the battery cell could cause electrical short circuits.

High performance filtration solutions are now required at the different fabrication stages to ensure separators meet technical specifications in terms of cleanliness, quality and uniformity of the polymeric material.

### Fine filtration is required at each fabrication stage to meet the QA specification



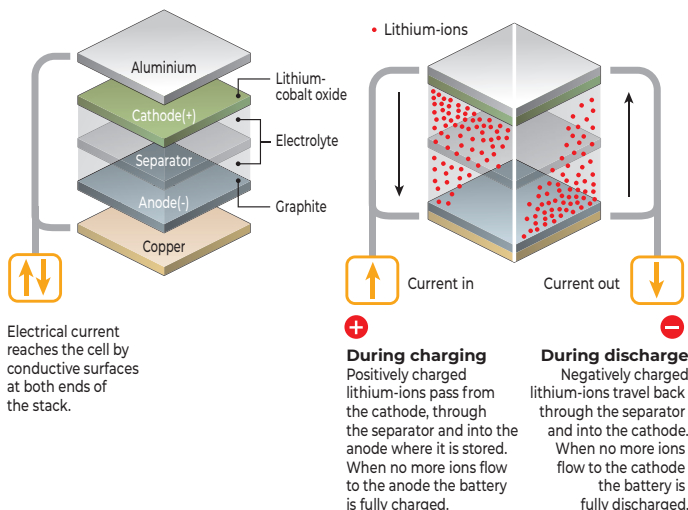
### Problem

Two major chemical companies wanted to upgrade the filtration solutions installed on their processing lines to increase the quality of the polymeric separators they were producing and selling to EV battery manufacturers.

Existing installations were very different from each other in terms of design, production capacity and performance. Therefore, a plant survey was performed to identify the weakest links in the fabrication process in terms of contamination, and identify where a filtration upgrade would best help meet the cleanliness specification.

The survey revealed that the two plants had different areas of weakness as shown in the table below:

### Functional Principle of a Lithium Battery (example)



Fabrication stage	Products	Plant A	Plant B
1	Process water		X
	Paraffin liquid	X	
	Plasticizer	X	
2	Polymers	X	
3	Protection liquid		X

# Battery Separators for Electric Vehicles



## Pall Solution

Laboratory dynamic tests were performed to identify the best, cost-effective filtration solution for each fabrication stage. Below is a summary of the upgrade implemented in each plant:

### Plant A

**Liquid Paraffin:** Pall Profile® A/S 1401 style depth filters constructed of Polyphenylene Sulfide (PPS) Medium were installed to protect a UF cross-flow system

**Plasticizer:** The same Pall series filters as above were installed to provide wide chemical compatibility and exhibit great ability to remove soft deformable contaminants

**Polymer film:** Pall Dynalloy® 25µm candles were installed in CPF systems

### Plant B


**Process Water:** 2 stages of filtration have been installed:

1- Pall Profile II filter cartridges used as prefilter (B1000 >10µm or 90µm depending on the water quality)

2- Pall Profile Filter Cartridges with Ultipleat® construction increased the effective filtration surface area by 30%. The crescent-shaped pleat construction combined with Profile 4.5 µm depth filter medium provides a very low clean pressure drop and an

unsurpassed service life

**Coating:** Pall Poly-Fine® filter cartridges were installed for consistent and cost-effective particle removal in low viscosity fluid applications



CPF System® Polymer Filter Candle System



Pall Profile® A/S Filters



Pall Poly-Fine® Filters

## Conclusion

In the two plants, Pall conducted a plant survey and identified the fabrication stages that were significantly impacting the overall quality of the finished products. The filtration upgrades installed on the different processing lines has enabled the chemical companies to supply their customers with separators fully complying with the technical specifications.



**PALL CORPORATION**

### Corporate Headquarters

Port Washington, NY, USA  
+1-800-717-7255 toll free (USA)  
+1-516-484-5400 phone

### European Headquarters

Fribourg, Switzerland  
+41 (0)26 350 53 00 phone

### Asia-Pacific Headquarters

Singapore  
+65 6389 6500 phone

Visit us on the Web at [www.pall.com/industry](http://www.pall.com/industry)

Contact us at [www.pall.com/contact](http://www.pall.com/contact)

Pall Corporation has offices and plants throughout the world. To locate the Pall office or distributor nearest you, visit [www.pall.com/contact](http://www.pall.com/contact).

The information provided in this literature was reviewed for accuracy at the time of publication. Product data may be subject to change without notice. For current information consult your local Pall distributor or contact Pall directly.

*IF APPLICABLE* Please contact Pall Corporation to verify that the product conforms to your national legislation and/or regional regulatory requirements for water and food contact use.

© Copyright 2023, Pall Corporation. Pall,  and Dynalloy, Poly-Fine, Profile, Ultipleat are trademarks of Pall Corporation.

® Indicates a trademark registered in the USA.

PIABEVBASEN  
August 2023