

Changes in Particle Removal Efficiency of Filters in High Temperature IPA

By Anthony Shucosky, V.P. Marketing; Makonnen Payne, Sr. Principal Scientist; Tomoyuki Takakura, Scientist II, et al.; Pall Corporation

The fast pace of innovation at the leading edge of semiconductor device development in the microelectronic industry continues to drive the development of novel filtration solutions. One property of the device manufacturing process that changes is the reduction of devices size (smaller technology nodes) and the narrowing of spaces between structures. These changes in device architecture have resulted in increased use of isopropyl alcohol (IPA) to aid in the

drying of wafers after they have been cleaned and rinsed. This occurs after virtually any step where a wet cleaning process occurs. As with any fluid being used during any step in the device manufacturing process, the cleanliness level of IPA needs to be further improved and filtration is an indispensable technology to control the cleanliness. More and more, filters with nanometer size removal rating are being used to achieve the required level of cleanliness.

METHOD

A filter's liquid removal rating is generally determined by its particle removal efficiency (PRE), which is tested under a standard condition, typically with room temperature (RT) water [1]. However, the actual PRE can vary depending on the chemical and temperature used in a process. Therefore, understanding the PRE in the actual chemicals is important. For this reason, PRE evaluation methods in chemicals, which are commonly used in the semi-

MAGNETIC COOLANT FILTERS



Helps keep processing coolants free from ferrous particle contamination

- Standard sizes... 15 to 300 gallons/minute.
- Custom engineered units for special applications.
- Available for water soluble coolant or oil based coolants.
- Easily installed - Operates automatically.
- Trouble free continuous operation.
- Powerful permanent magnets trap ferrous contaminants - allows clean coolant to return to main tank.
- Efficiently engineered - one small unit can clean a high volume of coolant.



For additional information contact...




MAGNETOOL INC.®

505 Elmwood • Troy, MI 48083 • (248) 588-5400 Fax: (248) 588-5710
www.magnetoolinc.com


Custom Plastic Components

- Rigid plastic cores
- Flexible tubular sleeves
- Flow channel spacers
- Media, pleat support
- Weld tube overwraps



- Square Mesh, Diamond Mesh, Woven Mesh
- Precision cuts and sheeting shipped within 24 hours



INDUSTRIAL NETTING

1-800-328-8456 www.industrialnetting.com

Particle | Removal

conductor manufacturing processes, continue to be developed [2~6]. IPA is often used at elevated temperature when used in the actual rinse processes, so a previously unavailable method was developed that can evaluate PRE in high temperature IPA. The test method was used to test two kinds of Pall surface modified (SM) PTFE filters each with different removal ratings. The difference in actual PRE between the filters in RT and high temperature IPA was compared.

To determine the ability of the filters to remove particles from hot IPA two filter types were tested using the settings detailed in Table 1.

As with any PRE test, an appropriate “hard” particle is used to simulate a contaminant during the test. Silica is a common wafer contaminant [7], but it can be difficult to obtain particles small enough (≥ 10 nm) for use in testing filters with pore sizes this small. However, zirconium oxide (ZrO₂) is similar enough in behavior to silica and is commercially available in a nanometer- sized particle and can be used for these tests. Figure 1 confirms the actual size of the particles as measured by dynamic light scattering in both RT and hot IPA. The particles were measured to be just slightly larger than 10 nm in diameter.

The tests were performed using the system represented in Figure 2. A disc cut from the membrane that makes up the filter is installed in a sample holder. A suspension containing the test particles (ZrO₂) and electronic grade IPA was made and poured into a reservoir on the upstream side of the disc holder. For the test in 70°C IPA, the reservoir was placed in a water bath set at 70°C and allowed to stabilize for 10 minutes in order to reach the necessary temperature. For the test in RT IPA, the same filtration system was employed without the use of the water bath. The ZrO₂ suspension was then filtered by each test disc and the effluent was collected in a sampling bottle. The

Test Condition	Filter Rating (nm)	Temperature	Chemical
1	10	RT	IPA
2	10	70 °C	
3	5	RT	
4	5	70 °C	

Table 1. Conditions of the particle challenge tests of the SM-PTFE filters

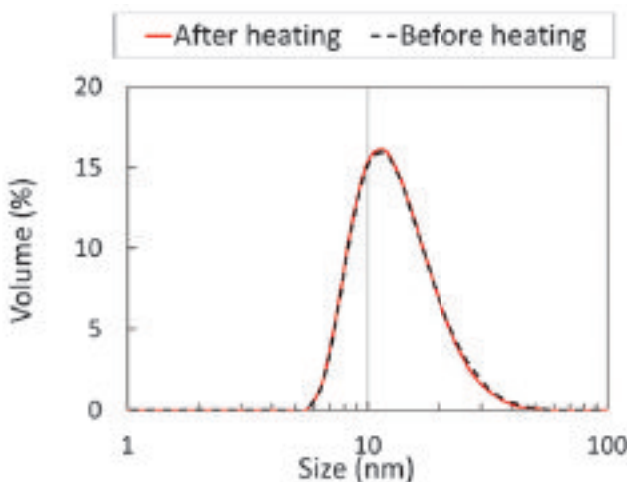


Figure 1. Particle size distribution (in volume) of ZrO₂ in IPA. This particle was used for the filter’s challenge test in IPA. The dotted black line indicates the distribution before heating. The red line indicates the distribution after heating up to 70°C.

concentration of ZrO₂ in the influent and the effluent was determined in order to calculate the PRE for each disc, which is then used to represent the retention capability of a fully integrated filter.

Figure 3 shows results of the challenge tests in IPA. In RT IPA, both the 10-nm-rated and 5-nm-rated filters showed sufficiently high PRE (> 99%). In contrast, the PRE of the 10-nm-rated filter slightly deteriorated at 70°C compared to that at RT. The 5-nm-rated filter maintained its high efficiency at 70°C. These results indicate that the filter removal rating determined in RT water is representative of the PRE in 70 C IPA for the 5-nm-rated filter, but not in the case of the 10-nm-rated sample.

In past studies, it was reported that the PRE of a 12 nm-rated SM-PTFE filter decreased in 90 C 96% sulfuric

acid (H₂SO₄) [3] whereas PRE of a 10 nm-rated SM-PTFE did not decrease in 70°C diluted (pH1) hydrochloric acid (HCl) [5]. Considering these additional results, a filter’s PRE tends to deteriorate in high temperature chemicals depending on the chemical and temperature used; the farther away you get from pure water at RT, the more deterioration may occur.

CONCLUSION

The evaluation of 10-nm-rated and 5-nm-rated SM-PTFE membrane filters with 10 nm ZrO₂ particles in RT IPA showed sufficiently high PRE (> 99%). In contrast, PRE of the 10-nm-rated filter slightly deteriorated at 70°C compared to that at RT, while the 5-nm-rated filter maintained high efficiency at 70°C. Considering the PRE evaluation results in the past [3,

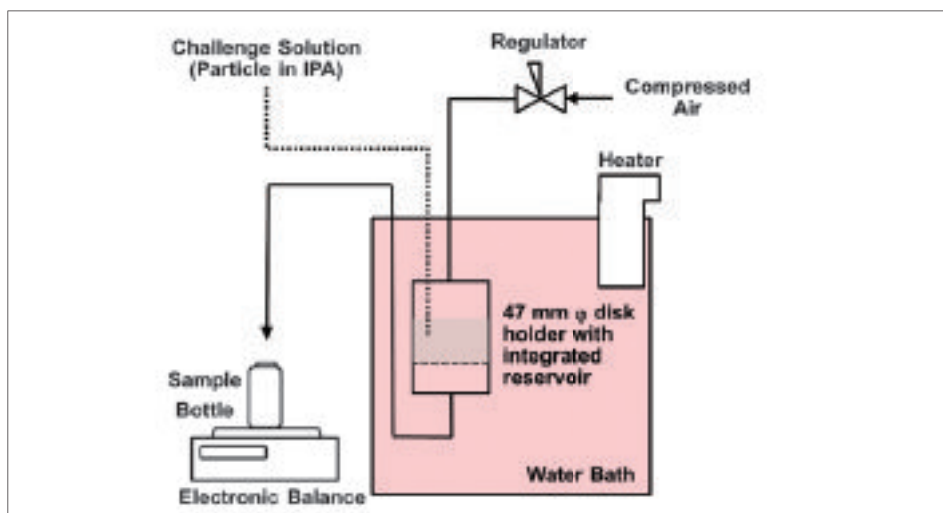


Figure 2. Schematic of particle challenge test system for PRE evaluation of filters in RT and 70°C IPA. Test filters were 47 mm disc format. The water bath was only used for the tests at 70°C to keep the elevated temperature. Constant flow rate (5 ml/min.) was obtained by adjusting the pressure regulator.

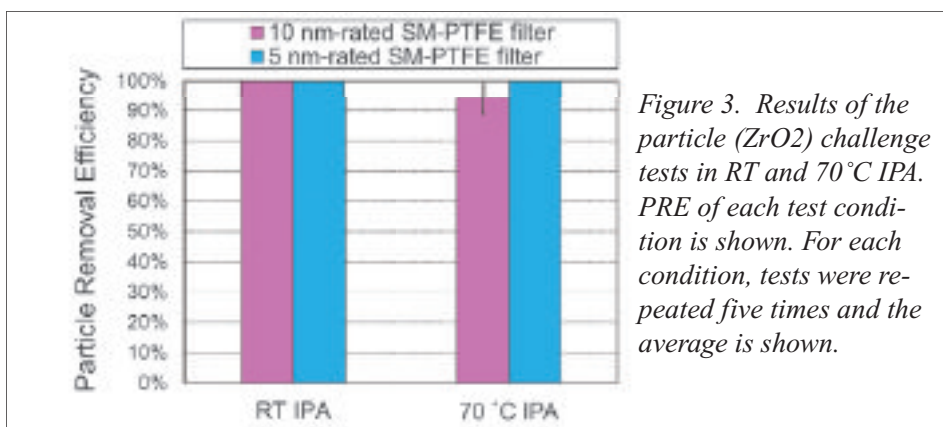


Figure 3. Results of the particle (ZrO₂) challenge tests in RT and 70°C IPA. PRE of each test condition is shown. For each condition, tests were repeated five times and the average is shown.

5] and the current study, filters' PRE tends to deteriorate in high temperature chemicals. The degree of decrease depends on the chemical, temperature and filter employed. The testing of filters under actual application conditions is a necessary step in determining the appropriate filtration solution for a particular process. As was shown, depending solely on the standard RT data can lead to providing solutions that do not meet the needs of the application. EN

For questions/comments contact:
 Tony Shucosky, VP Marketing, Chemical
 and Membrane Products
 Pall Microelectronics
 Tel: 1-410-561-8538
 Email: tony_shucosky@pall.com

REFERENCES

- [1] T. Mizuno, et al., "A Novel Filter Rating Method Using Less Than 30-nm Gold Nanoparticle and Protective Ligand," IEEE transactions on semiconductor manufacturing, Vol. 22, No. 4, pp. 452-461, 2009.
- [2] T. Takakura and S. Tsuzuki, "Particle removal efficiency evaluation of filters in 150 - C sulfuric acid," presented at the 75th JSAP Autumn Meeting, 17P-A14-6, 2014.
- [3] T. Takakura and S. Tsuzuki, "Evaluation of particle removal efficiency of filters in high temperature sulfuric acid using 30 nm liquid particle counter," in Proceedings of Joint eMDC & 2015 ISSM, 2015.
- [4] M. Hashimoto and S. Tsuzuki, "Removal efficiency with actual chemical for wafer cleaning process," presented at the 60th JSAP Spring Meeting, 28P-G8-14, 2013.
- [5] T. Takakura and S. Tsuzuki, "Particle removal efficiency evaluation of filters in 70 - C diluted hydrochloric acid," presented at the 63rd JSAP Spring Meeting, 19p-S223-10, 2016.
- [6] T. Takakura and S. Tsuzuki, "Particle removal efficiency evaluation of filters in IPA," in Proceedings of 2016 ISSM, 2016.
- [7] Jin-Goo Park, et al., "Interfacial and Electrokinetic Characterization of IPA Solutions Related to Semiconductor Wafer Drying and Cleaning," J. Electrochem. Soc., vol. 153, pp. G811-G814, 2006.

Filtration Mergers, Acquisitions and Divestures

GL Capital, LLC

We understand the nuances of the domestic and international filtration industry and bring over 70 years of combined business, technical and financial expertise. The current economic climate is an ideal time for sellers to locate buyers seeking to diversify and for buyers to identify growth opportunities through acquisition.



For a confidential conversation contact:



Edward C. Gregor
 803-431-7427
ecg@egregor.com



P. John Lovell
 843-707-7417
glcapital9@gmail.com